

PRODUCT INFORMATION SHEET

Spring Toggles

Description:

An all metal cavity fixing suitable for use in plasterboard and other cavity applications. 2 spring loaded legs open up in the cavity to give a solid fixing. M5 and M6 sizes are supplied either with or without screws but M8 and M10 are supplied as wings only.


Spring Toggles are suitable for use in most cavity situations such as Plasterboard, Hollow Blocks, Hollow Concrete Planks and Hollow Clay Pots.

Typical Applications:

Lightweight suspended ceilings. Light fittings, Lightweight ductwork, Lightweight pipework.

Finish:

Bright Zinc Plated (BZP)



Specifications

Order Code	Size	Thread Dia (mm)	Hole Dia (mm)	Screw Length (mm)	Wall & Fixture Thickness (mm)	Max Cavity Depth (mm)	Rec, Tensile Load (Kn)
02152	M5	5	14	50 75 100	20 45 70	30	0.18
02153	M6	6	18	75	45	30	0.3
02154	M8	8	22	-	-	40	0.6
02155	M10	10	25	-	-	45	0.8




Loads include a suitable safety factor Loads may be limited by strength of the base material

To select the correct length screw for the 'Wings Only' add together the Actual Fixture Thickness, Actual Wall Thickness and Minimum Cavity Depth (from table above)

Continued:

PRODUCT INFORMATION SHEET

Installation Instructions



- 1 Drill correct diameter hole in base material
- 2 Assemble Spring Toggle onto fixture
- 3 Fold down wings and insert into hole in base material
- 4 Tighten screw to clamp fixture to base material

For further product information, please contact one of the Kernow team on 01726 624600 or sales@kernow-how.com