

TECHNICAL DATA SHEET

KFS Shallow Channel - Slotted

41 x 21mm Heavy Gauge

Standards:

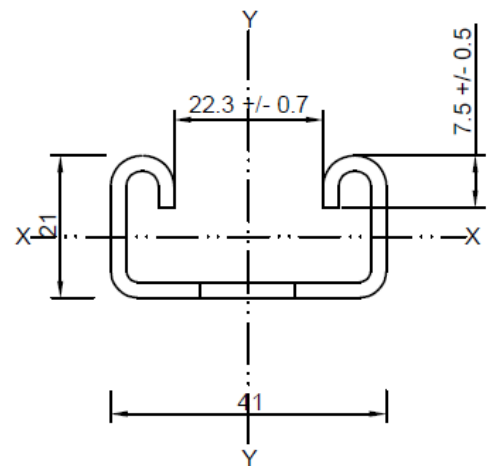
Manufactured in accordance with
BS 6946:1988



Material / Finishes:

Pre Galvanised (PG) Steel - BS EN 10346 2015,
S280 min. yield, Z275 NAC - BS EN 10346
Coating.

Hot Dipped Galvanised (HDG) - Plain Coil to
BS EN 10025 Pickled & Oiled min. yield
275 n/mm². Hot Dip Galvanised - to
BS EN ISO 1461: to a mean coating
thickness (average) of 55µm.



Gauge: 2.5mm

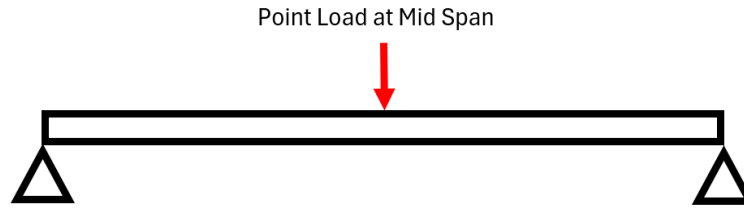
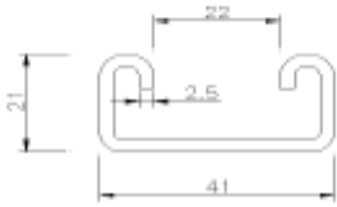
Weight: 1.59kg per metre

Stock Code	KFS Code	Gauge	Length	Finish	Bundle Qty
12004	KFS-021S	2.5mm	3m	PG	50
12005	KFS-021S	2.5mm	6m	PG	50
28004	KFS-121S	2.5mm	3m	HDG	50
28005	KFS-121S	2.5mm	6m	HDG	50

Section Properties				
Area cm ²	I _{xx} cm ⁴	r _{xx} cm	I _{yy} cm ⁴	Z _{yy} cm ³
2.0	1.2	0.77	5.19	2.51

TECHNICAL DATA SHEET

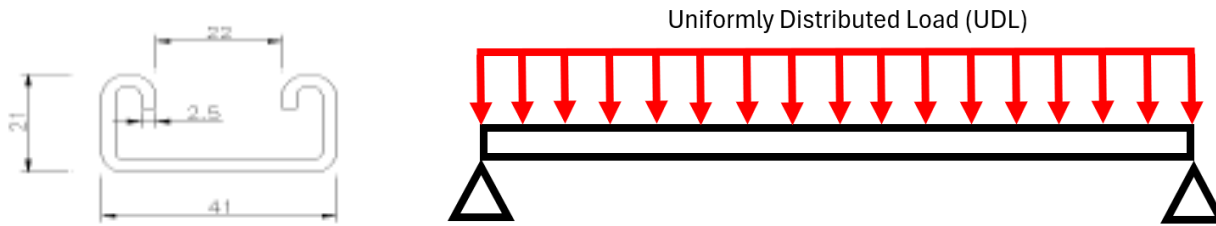
Loading Conditions: Point Load at Mid Span



Beam Span (mm)	Design Loads					
	Ultimate Loading		Limit Def. Span/200		Limit Def. Span/360	
	Central Point Load (kg)	Total Def. (mm)	Central Point Load (kg)	Total Def. (mm)	Central Point Load (kg)	Total Def. (mm)
250	270	0.4	-	-	-	-
500	155	1.6	-	-	129.5	1.4
750	104	3.6	-	-	58	2.1
1000	75.5	6.4	59	5.0	32.9	2.8
1250	60.5	10.0	37.5	6.3	20	3.5
1500	50	14.5	25.2	7.5	13.3	4.2
1750	42.6	19.8	18	8.8	9.1	4.9
2000	36.9	25.9	12.9	10.0	6.3	5.6
2250	32.5	33.0	9.6	11.3	4.3	6.3
2500	29	41.0	7	12.5	2.7	6.9
2750	26	49.9	5.1	13.8	1.5	7.6
3000	23.5	59.7	3.55	15.0	-	-
3250	21.4	70.7	2.33	16.3	-	-
3500	19.5	82.5	1.25	17.5	-	-
3750	17.9	95.6	-	-	-	-
4000	16.4	109.4	-	-	-	-
4250	15.1	124.6	-	-	-	-
4500	14	141.5	-	-	-	-
4750	12.9	159.0	-	-	-	-
5000	11.9	177.8	-	-	-	-
5250	11.1	199.3	-	-	-	-
5500	10.25	221.0	-	-	-	-
5750	9.5	244.8	-	-	-	-
6000	8.7	268.5	-	-	-	-

TECHNICAL DATA SHEET

Loading Conditions: Uniformly Distributed Load (UDL)



Beam Span (mm)	Design Loads					
	Ultimate Loading		Limit Def. Span/200		Limit Def. Span/360	
	Total Applied Load (kg)	Total Def. (mm)	Applied UDL (kg)	Total Def. (mm)	Applied UDL (kg)	Total Def. (mm)
250	560	0.5	-	-	-	-
500	310	2.0	-	-	210	1.4
750	205	4.5	170	3.8	95	2.1
1000	153	8.0	95	5.0	53	2.8
1250	120	12.4	60	6.3	32	3.5
1500	99.5	17.9	40.1	7.5	21.2	4.2
1750	84.6	24.4	28.6	8.8	14.6	4.9
2000	73.6	32.0	20.7	10.0	10.1	5.6
2250	64.8	40.5	15.3	11.3	6.9	6.3
2500	57.7	57.7	11.2	12.5	4.3	6.9
2750	51.7	60.8	8.2	13.8	2.4	7.6
3000	46.7	72.5	5.7	15.0	-	-
3250	42.5	85.4	3.7	16.3	-	-
3500	38.7	99.2	1.995	17.5	-	-
3750	35.45	114.2	-	-	-	-
4000	32.6	130.5	-	-	-	-
4250	29.95	147.7	-	-	-	-
4500	27.6	166.2	-	-	-	-
4750	25.48	185.9	-	-	-	-
5000	23.5	206.7	-	-	-	-
5250	21.71	229.0	-	-	-	-
5500	20	252.1	-	-	-	-
5750	18.4	276.4	-	-	-	-
6000	17	303.0	-	-	-	-

This Product Data Sheet applies only to the product and version identified. It is provided for general information only and does not form part of any contract, warranty or specification unless agreed in writing. Specifications may change without notice. Users must obtain the current version before selection, purchase or use. For previously supplied products contact Kernow Fixings on 01726 624600 or at sales@kernow-how.com.